

User's manual

This cellular phone is person the machine engineering learn principle of science design with consummate craft of perfect crystallize, streamlined choiceness fuselage, hold feeling comfort.The handwritten importation . is gorgeous and colourful to hold . polyphonic ring tones, the name card clip type a telephone thin, calculator, the management, clock/alam clock of the calendar/agenda, amusement/game etc. a series with meticulous care select of practical function, make it refract more a Zhuo Er extraordinary of noble qualities.

See the software or network operator install of dissimilarity, the some contents that is in this manual possibility and cellular phone of actual manifestation have difference, please take cellular phone as quasi-.For make you of the cellular phone be placed in the best usage appearance and please careful reading origin manual.Our company reserve a contents to make modification in not make anly in advance the notice of under the circumstance the rightness this manual of right.

1.	Usage primer.....	8
1.1.	Background light.....	8
1.2.	Keyfunction elucidation.....	8
1.3.	Install SIM card and battery.....	9
1.4.	Install T-Flash card(saving card).....	9

1.5.	Refresh.....	10
1.6.	The regulation of the usage battery.....	11
1.7.	Switch on with shut down.....	12
2.	The function all say.....	13
2.1.	Converse function.....	13
2.2.	Download music song and short subject.....	15
2.3.	Broadcast music song.....	15
2.4.	Broadcast video frequency short subject.....	16
2.5.	Take figures photograph.....	16
2.6.	Network camera.....	17
2.7.	The PC synchronous data.....	17
2.8.	Telephone lock.....	18
2.9.	The double card double need function.....	18
3.	Address book.....	18
3.1.	Name.....	19
3.2.	Add.....	20
3.3.	Constitution.....	20
3.4.	Converse set.....	21

3.5.	Delete all name.....	21
3.6.	The contact person of the replication.....	22
4.	Information.....	22
4.1.	Message.....	22
4.2.	Colorful message.....	24
4.3.	Information report.....	27
4.4.	Instant information.....	27
4.5.	Speech information.....	27
4.6.	Broadcasting information.....	28
5.	Communication record.....	28
5.1.	Communication record.....	28
5.2.	Converse constitution.....	31
6.	Application software.....	32
6.1.	Game.....	32
6.2.	Collect.....	32
7.	Video world.....	34
7.1.	Camera.....	34
7.2.	Photo album.....	34

7.3.	Camera.....	35
7.4.	Music player.....	35
7.5.	Video frequency player.....	37
7.6.	Frequency modulation radio.....	37
7.7.	Recording.....	38
7.8.	Balanced machine.....	38
9.	Network.....	43
9.1.	STK service.....	43
9.2.	WAP.....	43
9.3.	Data account.....	44
10.	Management machine.....	45
10.1.	Alarm clock.....	45
10.2.	The king of the speech.....	45
10.3.	Calendar.....	46
10.4.	Memo.....	46
10.5.	Calculator.....	47
10.6.	Stop-watch.....	48
10.7.	Blue tooth.....	48

11.	Constitution.....	49
11.1.	Scene mode.....	49
11.2.	Cellular phone constitution.....	50
11.3.	Handwritten importation constitution.....	52
11.4.	Light.....	52
11.5.	Synchronous with backup.....	52
11.6.	The data connect.....	53
11.7.	Enclosure constitution.....	53
11.8.	Allocation constitution.....	53
11.9.	Safety constitution.....	54
11.10.	Instauration factory constitution.....	55
12.	Password protection.....	55
12.1.	PIN code.....	55
12.2.	PUK code.....	56
12.3.	PIN2 code.....	56
12.4.	PUK2 code.....	56
12.5.	Target a password.....	56
13.	The writing edit.....	56

13.1.	Handwritten importation.....	56
13.2.	The input method cut over.....	57
14.	Cellular phone technical term.....	57
14.1.	Basic technical term.....	57
14.2.	Suo slightly language and its explanation.....	59
15.	Maintenance with maintain.....	59
16.	Familiar break down diagnosis and expel.....	62

Importance safety regulation

Usage origin cellular phone front, please careful reading the following guide line, and obey these rule, in order to prevent occurrence dangerous or violate law.

*Bear in mind traffic safety

While drive absolutely not to the usage have never don't need to lift equip of cellular phone;Such as want to use a telephone, please first parking.

*The safety switch on

Please obey special concerning the amenity provision, at forbid usage cellular phone of place, use a cellular phone may cause interference or occurrence dangerous, please close cellular phone.

In the gas station or put to there are combustible article and the neighborhood of chemistry, absolutely not to usage cellular phone.

On a plane using a cellular phone would to the airplane operation result in dangerous, disturbance wireless telephone network, and belong to illegal, please don't switch on.

In the hospital, it is at the medical treatment equipments neighborhood to want to shut down particularly.

*Interference

Any cellular phone may be subjected to wireless electric wave interference, thus the function of influence cellular phone.

*Watertightness

Your cellular phone doesn't have watertightness function and please watch for to keep it dry.

*Accessories and battery

Please an usage appropriation accessories and battery that pass through approbation.

*The conjunction other equipments

Absolutely not to the product of the conjunction unqualified set Please reading that the related user's manual of the equipments with acquire detailed of safety elucidation.

*The usage touch hold a regulation

Please caution to keep touch from hold into water, and keep touch from hold quilt heavy pressure and drive point the form object touch etc. misfeasance.

*The qualified check fix a service

The cellular phone install or maintain not appropriate, may cause severity dangerous, only qualified of profession personnel just can install or

check fix your cellular phone.

*Child's regulation

Please don't let child the contact SIM card, T-Flash card, touch to hold an etc. cellular phone small parts, the in order to prevent swallow its mistake an entrance in or injury eyes etc..(Small can not hang a cellular phone on the neck at the 14-year-old child.)

1. Usage primer

1.1. Background light

*The background light used for illuminating a manifestation screen.

*While pressing arbitrarily key, background light auto the point be bright (Note: Current operation, have to at "keyboard lock" close under the appearance.)

*Inside a period of time not press any key, the background light put out the auto, the time length is for the LCD carry on the back light options time for establish.

1.2. Key function elucidation

1.2.1. OK key

*Menu mode bottom: Press in the center key confirm to get into the next menu.

*Need machine mode bottom: Direct get into function form interface.

1.2.2. Stir number key

*Stir or connect to listen to a telephone.

*Need machine appearance, press to stir number key, manifestation SIM card rightness should of converse record.

1.2.3. Hang machine key

*The be over is converse or refuse to connect to telephone.

*Long press this key can switch on or shut down.

*Press this key to usually return under the other mode to need machine mode.

1.3. Install SIM card and battery

Carry to there is your appropriation information in the SIM card, such as cellular phone number, PIN(personal identification code) PUK(PIN solution lock password), PIN2, PUK2(PIN2 solution lock password) and IMSI serial number(international mobile user's identification code) and network information, telephone directory data and short news data etc..Please toward whether the consultation of dealer of your SIM card provided SIM card service and its operation method or not.The SIM card dealer can be a service supplier, network operator or other dealer.

1. Pleasing before taking out battery must close cellular phone and break to open a cellular phone and charger of conjunction.
2. Take out battery:It is have cave slot to start to pull the words machine battery cover upward.
3. Insert the SIM card into the SIM card slot, and insure the cave Cape that the cave Cape of card aim at a card, the SIM card metals touch point and cellular phone contact
4. Re- pack into the battery, and target empress the cellular phone the cover.

1.4. Install T-Flash card(saving card)

If demand extended memory, you can pass to install outside place of the T-Flash card expand a words machine memory and it be easy to deposit more sound, video frequency document.T-Flash card the capacity be general to have:64 MB, 128 MB, 256 MB, 512 MB...etc..

Install method and step of T-Flash card to together install SIM card homology. Insert the T-Flash card into the T-Flash card slot among them, and insure the cave Cape that the cave Cape of card aim at a card, the metals of T-Flash card touch point and cellular phone contact, end target it into.

Attention:

1, SIM card, T-FLASH card and its metals touch a point easiest a scoring or because of flection but damage, so at usage, insert or take out SIM card and T-FLASH card, want especially careful. 2, please the place that all SIM card and T-FLASH card's put don't arrive at the kid's contact.

1.5. Refresh

This cellular phone adoption lithium ion standard refresh battery power supply, and equipment trip type charger. Usage trip the type charger refresh and allow in the battery refresh the process usage cellular phone, but this will cause to refresh speed to reduce slow.

*Battery after packing into the cellular phone, the trip type refresh of charger the plug insert a cellular phone to refresh a socket

*Insert the travel charger into the standard AC power electric outlet

*Dismantle a travel charger from the AC outlet and the cellular phone after refreshing to complete.

Attention:

1. First time usage origin cellular phone front, need first battery in of remnarts remaining electricity the quantity thoroughly use up, and ex-three times have to make battery experience complete of refresh to turn on electricity, namely: Every time refresh to the battery for 10~12 hours, with full activate battery, make its capacity attain design of biggest value. Complete battery after turn on electricity again be full of, about need 4 hours.

2. At battery long time use or battery electricity quantity lead under the low circumstance refresh, insert express the charger a demand a period of time cellular phone then can normal manifestation refresh interface.

1.6. The regulation of the usage battery

*Please not the usage already the battery or charger of the damage or expiration.

*Please don't used to cellular phone battery other use.

*The parameter of the signal strength of the cell phone network and the network constitution of operator, all would influence converse with battery back up time.

*Please an usage appropriation battery and charger that pass through approbation.

*When battery electricity quantity exhaustion please refresh in time, excessiveness turn on electricity a meeting damage your battery.

*The battery refresh time, be decided by battery surplus an electricity quantity, and the category of the battery and charger use. When not usage charger, cut off power supply. The battery can't be continuous to refresh over a week, excessiveness refresh the life span that will shorten battery.

*New battery or long-term don't the battery of the usage need to be carry on more long-playing to refresh.

*Have already been full of the battery of electricity, if long time place need not, electricity quantity would gradual decrease.

*The battery can refresh and discharge a hundred times, but battery would because of gradual exhaust but demand more long time of refresh, this belong to normal phenomenon. When time (converse time and back up time) of usage ratio normal circumstance obvious shorten, then should purchase new of original factory battery or battery approve by our company, inferior accessories would injure cellular phone combine cause dangerous.

*Lead Gao or lead low temperature, all would influence refresh of battery function, usage front possibility demand instauration battery to normal temperature first or close normal temperature.

*Don't put battery in lead hot or lead cold place, as far as possible keep at under the indoor temperature, in order to prevent cause life span and electricity of lower the battery quantity. Even electricity the quantity be ample, be the battery lead hot or lead cold hour may pause the cellular phone operation. When the air temperature be low at 0 °C(32 °F) the function of lithium battery be very limited.

*Please don't make battery short circuit. For example, when the back up battery put in the pocket or the handbag, the metals product(coin or fountain-pen) may make battery of plus or minus pole connect, occurrence accident short circuit. Battery short circuit would damage battery or conjunction thing. And any battery short circuit of form probably result in explosion, a fire or Human body injury etc. severity result!

*Please provision according to the region, processing abandon battery. Don't battery devotion fire in, in order to prevent occurrence dangerous.

1.7. Switch on with shut down

1. Switch on: Long press "open/ shut down key" until the cellular phone switch on;

Shut down: While need the machine appearance, it is long to press "open/ shut down key" until manifestation shut down image.

2. If have already switch on, but didn't insert SIM card, words machine will hirt you insert SIM card. Switch on after inserting SIM card, cellular phone would auto the examination current SIM card whether can usage. If can't identify SIM, please again the check SIM card whether the exactitude insert SIM card card slot

3. After words machine open, the manifestation hold and may appear the following hint

*Importation PIN code-if the cellular phone opened SIM lock and please an importation exactitude of PIN code and press "confirm" key.

(Please according to the SIM card usage manual)

*Importation cellular phone password-if the cellular phone opened a password protection function and please an importation exactitude password and press"confirm" key.(Cellular phone password factory prepare to establish to 1122)

*Look for a network-words machine auto search network, until search accommodation the network successor machine manifestation normal need a machine screen.

Attention:To replace language please the usage menu options of"constitution → cellular phone constitution → language".

2. The function all say

2.1. Converse function

2.1.1. Stir to make a phone call

*Point the telephone diagram which press to need machine interface mark, can get in to stir number interface to stir to make a phone call

*The point press to stir the telephone diagram of number interface mark, can stir to make a phone call with the SIM card.

*Correct an importation a mistake;

*Touch to hold clearance-click "clearance" options in the screen in"touch to hold a pen", clearance mistake information.

*Get into "telephone directory" menu or point to press to stir the number interface"telephone origin" diagram mark, direct get into telephone directory, choice list, press stir number key direct carry on stiring number.

*Get into converse detailed list, from recent of converse detailed list direct carry on stiring number, choice number impress again press"stir number key".

*Stir a dozen fix telephone extension:Some fix the telephone extension can't be direct to dial, demand stir switchboard first, then stir

extension number. Insert the pause character list "P" in the switchboard number and the extension number, cellular phone will auto turn to stir extension for you.

Hint:

The usage of the pause character list Area number? Switchboard number? P? Extension number? Stir number key.

The importation method of the character list "P": In hand machine keyboard or screen imitate to stir a number keyboard, long press or continuous short press * key, until manifestation the sign "P".

*Stir to make international call call At screen imitate stir a number keyboard, long press or continuous short press * key, until manifestation sign "+", then importation nation code \ area number and telephone number, press stir number key.

2.1.2. Connect to listen to a telephone

*Telephone manifestation:

Telephone words, cellular phone LCD screen would manifestation correspond an information to remind by do, if can identify a caller, LCD screen manifestation caller of telephone number or name.

*Connect to listen to a telephone:

*The headphones connect to listen to-in the headphones insert under the appearance, connect to listen to a telephone through the on-line "connect to listen to" button of the headphones conjunction.

*Arbitrarily the key connect to listen to-in "scene mode → personal constitution → should answer mode" menu, if made selection "arbitrarily the key connect to listen to", press in addition to hanging machine key arbitrarily the key can connect to listen to a telephone.

*Key and touch hold to connect to listen to-the usage stir number key, perhaps click "connect to listen to" of screen or "transfer" to telephone.

2.1.3. The IP stir number

If in "converse constitution" menu constitution the IP be dialing ex- Zhui number, in the telephone directory all can usage the IP stir number function. When carry on the IP stired number, system would auto in the choice of number front add to stir a constitution in advance is good of before the IP Zhui number.

2.2. Download music song and short subject

Its step elucidation is as follows:

1. Use a random USB cable present cellular phone of the USB connect a conjunction to the computer.
2. If the cellular phone switch on appearance bottom, at this time would hint customer choice "keep equip/ the web cam/sequence connect". The computer will identify an USB conservancy equipments impress the choice "keep equip". At this time computer top only display a move hard drive, rightness should in outside place T-FLASH card (save to protect card) a memory.
3. Such as in hand organization machine appearance bottom, after mounting USB line, cellular phone would auto and computer conjunction and manifestation conjunction the diagram show.
4. Customer can will fancy of music/song replication arrive the data of My music clip medium; Can also video frequency short subject the replication arrive Video data to clip medium.
5. The end move from the cellular phone (U dish) safety of the computer full general in addition to then.

Attention:

The song/music of this cellular phone only support MP3, AMR, WAV, MIDI format, 3 gp, the MP4 format video frequency short subject.

2.3. Broadcast music song

1. Get into "video world → music player" in "main course list" interface, can immediately get into player interface.
 2. Click the volume regulate key to adjust a volume.
 3. Press the software function of "detailed list" can browse the song in the detailed list, and carry on a related parameter constitution.
 4. Click the diagram mark of music "broadcast/ pause, previous and next", can control music "broadcast/ pause, previous and next".
- 2.4. Broadcast video frequency short subject

Get into "video world → video frequency player" in "main course list" interface, the choice short subject carry on broadcast.

2.5. Take figures photograph

2.5.1. Camera

*Get into "the video world-camera" in "main course list" interface, the cellular phone get into a camera to take view appearance.

*Use to touch to hold a pen to click a manifestation to hold medium of "take photo diagram mark", again perhaps is short press OK key, the cellular phone then get into a camera to take photo processing process.

*The usage touch to hold a "options" menu which click a camera page, can "special effect constitution, white balance way, postpone take, connect clap constitution, scenario mode, photograph quality, photograph size" of the constitution camera etc. related parameter.

*Withdraw to take photo mode, can press to hang machine key or press to "return" software function key to withdraw.

*The recognize tacitly of photograph keep path, is cellular phone or save to protect card in of the "photos" document clip, recognize tacitly format is "jpg".

*The photograph of take can use an USB cable a download to the computer in, and ability do after keep some empress period processing.

2.5.2. Camera

*Get into "video world → camera" in "main course list" interface, the cellular phone get in to record image to take view appearance.

*While take the view appearance use to touch to hold a pen to click a manifestation to hold medium of "record image diagram a mark"; Again perhaps short press OK key, control record image of beginning or pause.

*The usage touch to hold a "options" menu which click to record image a page, the related parameter of constitution camera.

*Stop record image, after choice stop shoot to be like, the cellular phone will inquire whether keep record image a document.

*Withdraw to record image mode, can press to hang machine key or press to "return" software function key to withdraw.

*Record image to shear recognize tacitly of Ji to keep path, is cellular phone or save to protect card in of the "video" document clip, recognize tacitly format is "AVI".

*Take of record image can use an USB cable a download to the computer in, and ability do after keep some empress period processing.

2.6. Network camera

This cellular phone support network camera function. The in hand machine switch on appearance bottom, use random present of USB cable cellular phone of the USB connect a conjunction to the computer, and the in hand machine carry choice "network movie camera". When the PC identify a web cam, you can usage in various data correspondence the application the software origin the cellular phone carry on a video frequency to obtain and deliver. (Note: This function possibility the demand drive procedure)

2.7. The PC synchronous data

The PC synchronous data function of this cellular phone support, can with PC synchronous telephone directory, message etc. data. The in hand machine switch on appearance bottom, use random present of USB cable cellular phone of the USB connect a conjunction to the computer, and the in hand machine carry choice "the sequence connect". Install good after driving procedure, PC then with cellular phone

synchronous telephone directory, message etc. data.(Should function demand install the appropriation drive and the company drive the gearing to protect existence inside the T card to be called "PC synchronous drive tool" to ask a customer to according to gearing usage elucidation install for the customer)

Hint:Read SIM card 2:00, demand the UART in the cellular phone constitution constitution change for the SIM card 2.

2.8. Telephone lock

This cellular phone telephone lock function, main used for prevent*from a mistake operation.Pass into "constitution → safety constitution → telephone lock" menu, choice open or close telephone lock function.

*After telephone lock open, every time switch on need first importation telephone lock the password then can open a cellular phone

*If want to solve a lock, please according to a cellular phone a manifestation to hold of hint carry on operation.

2.9. The double card double need function

*This cellular phone support double card function can insert two SIM card in the meantime;And can use two SIM card to need machine in the meantime.

*This cellular phone although support double card double treat and can connect to listen to two telephone of SIM, at same time can aim at a SIM card of telephone to carry on converse.

Hint:Because this cellular phone have of the double card double need function, in the parts of menu possibility the demand choice correspond at the back of the SIM card can continue further of function operation.

3. Address book

The name card clip type of the this cellular phone telephone directory adoption management, you can pass "name card constitution" to save

to protect ambulation telephone number, family telephone, company name, company telephone, electronics mailbox, fax number's etc. more information. At telephone directory detailed list interface, can direct usage the number carry on string number and send out message or colorful message, return can carry on to the telephone number choose a series of operation.

3.1. Name

A word of the importation contact person's name or name to look for a telephone record; Pressing to stir number key can immediately get in to call appearance.

Get into "options" menu, can carry on the following operation;

*The IP stir number-carry on IP to stir number at this time. If already constitution Zhui number front "the IP stir number", words opportunity auto before stir number plus Zhui number before the IP and carry on call; Otherwise carry on general call.

*Add to numbered-the telephone number and its related information will keep keep to the cellular phone or the SIM card.

*Send out a message-send out a message to this number.

*Send out a colorful message-send out a colorful message to this number.

*Look into-the detailed information looked into that telephone record.

*Edit-edit that telephone record of detailed information.

*Delete-delete that telephone record from the telephone directory.

*Copy-if this telephone record keep in hand machine in, then will should telephone record from the cellular phone replication arrive SIM card 1 or SIM card 2; Whereas then from the SIM card 1 the replication come to hand machine or SIM card 2; Again or from the SIM card 2 top the replication come to hand machine or SIM card 1.

*Move-if this telephone record keep in hand machine in, then will should telephone record from the cellular phone move go to SIM card 1 or SIM card 2;Whereas then from the SIM card 1 move to the cellular phone or SIM card 2;Again or from the SIM card 2 top move to come to hand machine or SIM card 1.

*Replication-if this telephone record keep in hand machine in, then will should telephone record replication come to hand machine in;Whereas then from the SIM card the replication arrive the SIM card.

*Send out name card-send out the name card information to the others or keep a file.

*Print-the usage blue Yan deliver and print a record.

3.2. Add

The telephone number and its related information will keep keep to the cellular phone or the SIM card.

*If keep in SIM card, only can keep name and telephone number, click"edit" beginning editor information.

*If keep in cellular phone memory, not only can keep name and telephone number, return ability keep more other information(such as:Family telephone, company name, company telephone, electronics mailbox, fax numberetc.), and carry on related from definition constitution.

3.3. Constitution

1. Other number:Can the service number in the constitution SIM card and urgent number, in the service number menu demand network operator of support.

2. Telephone bell ring:The constitution correspond contact person or a certain cluster a team the hint bell ring for telephone.

3. Save to protect appearance:Look into the usage circumstance of telephone directory in SIM card and words machine memory.The manifestation format is: "Already the capacity of the usage/ total capacity".

4. The head choose saving position: Rightness saving position SIM card, cellular phone choice.
 5. Name card constitution: To the telephone directory record which keep in "words machine" of manifestation the detail carry on add or cancel.
 6. My name card: Edit with send out a name card information.
 7. Name card edition: Choice name card edition. (2.1/3.0 version)
- 3.4. Converse set
1. Will save to protect in the telephone directory information in the words machine, the set which return into the dissimilarity do not (family, friendetc.) and depend on dissimilarity the set don't carry on dissimilarity of parameter constitution (such as: Set, bell ring, pictureetc.).
 2. Get into "the cluster constitute a member" menu, the choice "add" then increment member.

Attention:

Cluster the list of the set must be to save to protect at the telephone directory contact person in "this words machine", then can constitution cluster the related parameter of the set

- 3.5. Delete all name
1. From the SIM card: Delete to keep in the SIM card of all telephone directory information.
 2. From the cellular phone: Delete to keep in this words machine of all telephone directory information.
 3. Item by item delete: Carry on SIM card and the havings telephone directory information in this words machine to item by item delete.

3.6. The contact person of the replication

1. From SIM card to this machine:Telephone directory information within SIM card the replication arrive words machine a memory in.
2. From this machine to SIM card:Telephone directory information within words machine the replication arrive SIM card in.
4. Information

"Information" is a kind of network service, if your network support this kind of service, then can make use of"writing" or"writing+ picture+ voice+ enclosure" of the video world form send out an information.You can send out the information to an other a cellular phone a customer, or receive to come from other the cellular phone customer's news.

4.1. Message

4.1.1. Accept a box

*Look into a message-get into "accept a box", meeting manifestation current all message detailed list(include SIM card and cellular phone memory in read and have already read of all message), choice want to look into of message, "assurance" the juniors go into current message page.

*Edit the message had already receive-get into "options" menu, choice reply, delete, edit, turn hair, replication, moveetc. operation.

Attention:

1, the cellular phone receive new of message after, screen will manifestation"did not read a message" of state graph mark, if take up of message box the space have been full, cellular phone won't ability auto keep new information.Therefore please delete an unnecessary message.

4.1.2. Hair piece box

Get into a hair piece a box row form to look into you to keep a message in this machine(include SIM card and cellular phone) Return can to hair piece box in of the message carry on send out, edit, delete, replication, move, usage numberetc. operation.

4.1.3. New set up an information

The message contents can by hand write to touch a pen to carry on edit on the LCD, completion impress importation the other party of telephone number.

*The completion choose SIM card to send out that information.

*Send out Send out a message of write the completion already.

*Keep to erupt to send:Keep to erupt to send the message having already write completion

*Keep:Keep the message having already write completion.

*In many ways send out:Will should the message send out to several contact person.

*The cluster set send out:Will should the message carry on a group of set to send out

*In common use and short language:Insert have already edited good news template in the cellular phone.

*Insert object:Insert informations, such as picture, animation, bell ring, book label, telephone number and telephone directory name...etc. in the short news here.

*Writing format:The writing paragraph of the constitution message format.

*Insert telephone number:Can choice the number within telephone origin insert a message.

*Insert a telephone origin name:Can choice the name within telephone origin insert a message.

*Insert book label:can insert book label.

*Input method: Cut over an input method.

4.1.4. Delete an information

Get into all of this menus delete to accept a box or hair piece box information, also a delete all accept a box and hair piece information inside the box.

4.1.5. In common use and short language

Get into this menu direct selection the pre-established in common use message contents send out to the contact person and you can also again edit modification to the contents of "in common use and short language".

4.1.6. Message constitution

*Mode constitution-in each one the submenu of the mode can constitution the data clip name, message center number, message term of validity and send out a format.The cellular phone recognize tacitly the mode as"mode a".

*Capacity search-look into currently the capacity of the message in SIM card and cellular phone memory.

*Keep position-choice current information of keep path.(The SIM card/cellular phone)

4.2. Colorful message

4.2.1. Write an information

Write a colorful message contents, and the telephone number of importation the other party.The colorful message topic can is empty, if the ownerless send out, recognize tacitly the topic be named "ownerless".

If together the colorful message want to send out many, at the consignee row form interface press"options" can carry on the following operation:

*Add to numbered:Add consignee number.

*Add an E-mail:Add a consignee E-mail.

*Edit: Carry on edit to the consignee number for pick out.

*Delete: Move current consignee number a consignee row form.

Attention:

Some options is not any time all existence, only appear under the particular condition, such as "move in addition to picture" only current the colorful message permit medium include a picture would appear. Each page can be most to add a music and a picture. The whole size of colorful message, take kB(thousand word stanza) as unit, edit interface bottom, screen topmost square manifestation: Current page number/the size of total number of pages and colorful message.

4.2.2. Accept a box

*Look into a colorful message-get into "accept a box", meeting manifestation current all colorful message detailed list(include a cellular phone memory in read and have already read of all colorful message), choice want to look into of colorful message, "assurance" the juniors go into current colorful message page. Pass to click a screen or so turn over the page arrowhead diagram mark, the glide screen right side slippery the track browse that colorful message all contents.

*Edit the colorful message had already receive-get into "options" menu, choice reply, edit, turn hair, delete, information detailetc. operation.

4.2.3. Hair piece box

Get into a hair piece a box look in to save to protect to send out the choice save to protect of colorful message.

4.2.4. Preliminary draft

Get into a preliminary draft box look in to save to protect still at half cock send out of colorful message with have again a modification and send out

4.2.5. Sample product

Get into this menu can the direct selection pre-established in common use colorful message contents send out to the contact person and you can also again edit modification to the contents which prepare to establish a colorful message.

4.2.6. Constitution

The related parameter of constitution colorful message, edit constitution, send out constitution, receive constitution, filter, server constitution, memory appearance.

*Edit a constitution:Constitution edit mode, the picture contract with auto signature.

*Send out a constitution;

*The usage is inside period:Usage period length.

*Send out a report:Namely colorful message whether success send out the other party of information feedback, can make a switch a constitution.

*Read report:Namely whether report colorful message have already been read by the other party or not

*Have the initiative class:Constitution have the initiative of colorful message Class, is divided into Gao, normal, minimum value

*Time of the partition:The partition that the each page broadcast

*Send out time.

*Receive a constitution: Constitution card network, travel extensively a network, send out reading report with whether allow to send out report.

*Filter: Anonymous to demand, advertisement the options of information carry on constitution.

*Server constitution: General at China, recognize tacitly choice CHINA MOBILE MMS.

*Memory appearance: Take up a circumstance to carry on a search to the space.

Attention:

Only according to network the operator or service supplier provide of information, exactitude constitution also choice these constitution file, cellular phone then can normal receive and dispatch a colorful message. If cellular phone hint save to protect space have been full, at this time beard first delete the colorful message clip medium the information of surplus with assurance have enough the space continue to keep new of colorful message.

4.3. Information report

Can the constitution "information report" and "reply path".

4.4. Instant information

This function can let cellular phone the customer carry on one by one with the message of chat

4.5. Speech information

Can constitution two sets of speech information number. When the cellular phone transfer the telephone which shout to go into to speech mailbox after, the cellular phone will receive 1 concerning have speech message of hint. Get into the menu "speech mailbox" can hear a message information. (Attention: The realization of the function demand network operator support, usage front demand first application inauguration should item service.)

4.6. Broadcasting information

Broadcasting message is the network operator send out of public information. Usage broadcasting message service, can the operator receive the information concerning various topic from the network, like the weather, rent car, hospital...etc.. Relevant can please with you with the topic information the region of network operator consultation.

*Receive mode-constitution the appearance of this mode.

*Read information-read the contents of broadcasting message.

*Language-the constitution receive what language of broadcasting message.

*Channel constitution-constitution broadcasting message channel of related parameter

5. Communication record

5.1. Communication record

Get into this function menu can the search be all telephone number and other related information which connected, have already stir and have already connect

5.1.1. All converse

The manifestation is all converse record.

5.1.2. Answer the phone

1. Look into has never connect to telephone

*The number answered the phone will show at "converse record" menu up.

*The usage touch to hold a pen to click a touch to hold, manifestation all number which have never connect to telephone.

2. Edit answered the phone

*After getting into "answered the phone" menu, choice demand edit of number. (Related operation: Assurance →options →edit)

*After edit completion, choice "keep" carry on keep.

*While keep system would hint you choice: "Go to SIM card" or "go to this machine", please basis demand choice saving path.

3. Returning in "options" menu can rightness current choose of have never answer the phone to carry on delete, keep, stir number, edit, send out message or colorful message etc. related operation.

5.1.3. Have already answer the phone

1. Have already answer the phone; The manifestation ally has already answered the phone detailed list.

2. Telephone record; The detailed information of the number that manifestation choose.

3. Converse options; Number ownership ground search, delete, keep, stir number, edit, send out a message and send out a colorful message.

5.1.4. Have already stired a telephone

1. Look into have already stired a telephone;

*The number which have already stired a telephone will show at "converse record" menu up.

*The usage touch to hold a pen to click a touch to hold, can immediately get into have already stired telephone detailed list

*Look into have already stired a telephone, the detailed information of the number that manifestation choose

2. Edit have already stired a telephone

*After getting into "have already stired a telephone" menu, choice demand edit of number. (Related operation: Assurance →options →edit)

*After edit completion, choice "keep" carry on keep.

*While keep system would hint you choice: "Go to SIM card" or "go to this machine", please basis demand choice saving path.

3. Returning in "options" menu can rightness current choose of have never answer the phone to carry on delete, keep, stir number, edit, send out message or colorful message etc. related operation.

5.1.5. Clearance converse record

Delete connected, has already connect, have already stir a telephone record or delete all converse record.

5.1.6. Converse account hour

Get into this menu, can look into recent once converse time and all have already stir the total amount had already answer the phone converse time; Return can constitution all of total converse time return zero.

5.1.7. The cent set data count a machine

1. The last time send out: The manifestation GPRS last time send out the number of data.

2. The last time receive: The manifestation GPRS last time receive the number of data.

3. All send out: The manifestation GPRS send out a data of total amount.

4. All receive: The manifestation GPRS receive a data of total amount.

5. Count the machine return zero: Send out GPRS with the total amount receive according to count a machine constitution for return zero.

5.1.8. Information communication record

The record has been already send out and have already received the information number.

5.1.9. Synchronous record

5.2. Converse constitution

5.2.1. Converse constitution

1. This machine number:Constitution origin the machine send out number, conceal number and the system prepare to establish.
2. Call to wait for:Open to call to wait for function, in order to in at converse is another in the process a telephone, since can keep current converse, again avoid instart return unique another a square telephone.
3. Call to transfer:Constitution in various different next future of circumstance electricity transfer an other telephone.
4. Call restriction:The constitution be subjected to restriction of telephone or stir the telephone number of .
5. The circuit cut over:Cut over converse circuit
6. Close cluster set:Close already constitution of cluster set detailed list.

5.2.2. The auto is heavy to stir

After opening this function be a time stired number and connect, cellular phone will auto heavy stir.

5.2.3. The IP call

*Activate SIM cartoon words:Activate the SIM card dialing function.

*Edit:After this before the constitution"the IP stir number" in the menu Zhui number, carry on the system for IP to stir number would auto before stir number add to stir Zhui number before the IP and carry on call.

5.2.4. More

1. Converse time manifestation:Constitution while converse, whether in the screen manifestation converse of time.

2. Converse time hint: Depend on constitution to produce a sound hint in the converse process.
3. Auto limit Constitution be the time be converse time of biggest restriction. In the usage process, if outrun current "time restriction", the cellular phone hang up the auto converse.

6. Application software

6.1. Game

The game function of cellular phone support, total have 2 kinds of intelligence composite picture, mahjong the game to provide you choice. Can look into the elucidation of each game to play games.

6.2. Collect

6.2.1. Mariner's compass

Click "calibrate" and revolve cellular phone 2 turns according to the hint, carry on a school quasi-, the school continue to press "calibrate" after being quasi- and get into mariner's compass interface.

At the mariner's compass interface, can the direction of manifestation user. Clicking "restore" or pressing to hang machine key can withdraw this interface.

6.2.2. The rate of exchange convert

Your cellular phone has simple currency to convert function.

Choice get into rate of exchange importation interface first, use a soft keyboard numeral 0-9 importation numeral, choice "assurance" get into currency to convert interface. Convert interface in the currency, you can before cut over importation of rate of exchange, and our country or foreign country of currency, again "confirm" can immediately convert rightness should of foreign country or our country of currency.

6.2.3. E-book

This cellular phone provided for the customer in hand and on board read electronics dog's-ear function.

*Open an e-book-after opening an e-book, the usage side key roll over to turn over page;Get into options menu, can the function parameter of constitution e-book.

*Renewal-renewal e-book detailed list.

*The system prepare to establish-the matrix, form of written size, book page of constitution e-book, auto book page, book page speed, whole screen, code a way and read to save/protect path etc..

*Information-look into the informations such as headline, size and file format etc. of e-book.

*Delete-delete current e-book choose.

*Delete all-delete all e-book document.

*Row preface-according to the name, type, time, size row preface, can also choice"have no in proper order" be random arrange.

*Performance the system prepare to establish-instauraton the e-book each parameter value is system original constitution value.

*Help-numeral key 0~9 fast functions are in the e-book of application.

Attention:

1.The this cellular phone only support format is the e-book document of TXT and PDB.

2."E-book" of recognize tacitly read the path as cellular phone or save to protect the "Ebook" document in the card"my text file" to clip, so please save the e-book document of download to protect to should the document clip inside, otherwise have to get into "my text file" menu bottom to can be normal usage.

7. Video world

7.1. Camera

This cellular phone provided and can take the function of the figures photograph of various "special effect" for you and return while taking indoors can constitution Pin Shan parameter(50 Hz or 60 Hz) in order to cancellation from exchanges light source the grain of Pin Shan for cause.

1. Camera constitution: /Shutter voice/expose compensate/avoid flicker/delay to take/connect to clap constitution.
2. Photograph constitution:The photograph size/photograph quality.
3. White balance:Auto/the sun light/the Wu silk light/fluorescent lamp/cloudy day/incandescence light
4. Scenario mode:Auto/the night clap mode.
5. Special effect constitution:Normal/black and white/revive old customs/revive old customs green/revive old customs blue/film
6. Be like a frame:(This function is 240* just to the photograph all of the constitutions 320:00 valid.)
7. Keep path:Recognize tacitly for the cellular phone.
8. Revivification constitution:Revivification ally from definition constitution is system recognize tacitly of appearance.

7.2. Photo album

Look into the photograph in the photo album through an options menu, and carry on a related constitution to the photo album or the photograph.

1. Look into:Click left, the right browse photograph toward the key.
2. Browse mode:The row form mode and matrix mode.


3. Send out: Send out that photograph to the wallpaper and switch on/shut down animation, colorful message and blue tooth.
 4. Change name: Modification should the name of the photograph.
 5. Delete: Delete current photograph choose.
 6. Delete all: Delete to keep in the photo album of having's photograph.
 7. Row preface: According to the name, type, time, size row preface, can also choice "have no in proper order" be random arrange.
 8. Keep path: Rightness should catalogue at "Photos", recognize tacitly for saving the card be a read of photo album/keep path.
- 7.3. Camera

This cellular phone provided to take the video frequency short subject of various "special effect" function for you and return while taking indoors can constitution Pin Shan parameter (50 Hz or 60 Hz) in order to cancellation from exchanges light source the grain of Pin Shan for cause.



1. Camera constitution: Constitution the white of the camera balance, expose compensate, the night clap mode and avoid flicker related parameter.
 2. Video frequency constitution: The quality related parameter of the record image of constitution camera.
 3. Special effect constitution: The appearance effect of the constitution camera.
 4. Keep path: Rightness should catalogue at "Video", recognize tacitly for saving the card be a video frequency short subject to read/keep path.
 5. Revivification constitution: Revivification ally from definition constitution is system recognize tacitly of appearance.
- 7.4. Music player

"Music player" function, concrete and related constitution as follows:

1. Broadcast: Direct broadcast music choose in the player.

*The point press  and broadcast the song in the detailed list; The point press , pause broadcast.

*The point press  and regulate volume size.

*Point press  broadcast next, long press then broadcast progress quick enter; Point press  broadcast ex-1, long press then broadcast progress retreat.

*Point press  can cut over in the close repeatedly, the list the song repeatedly, the all repeatedly.

*The point press  can close or open random broadcast.

2. Detail: Look into informations, such as the name, track, sound quality, file size of that music document and song time... etc..

3. Join a bell ring database: Direct join music choose into the bell ring database the constitution as bell ring.

4. The renewal broadcast detailed list.

5. Constitution.

*The auto born detailed list Open/close auto the function of the born song detailed list.

*Repeated: The choice broadcast detailed list is list song repeated or all repeated broadcast.

*Random: The random broadcast song detailed list.

*The background broadcast.

*Open: Withdraw the music player interface succeed continuous broadcast music.

*Close: Withdraw empress the music player interface an auto close to broadcast music.

*Blue tooth constitution: The blue tooth is high fidelity to output/blue tooth high fidelity headphones.

*Sound effect constitution: Balanced machine constitution dissimilarity the music 3 D broadcast effect

7.5. Video frequency player

"Video frequency player" can broadcast the short subject that the customer take by himself[herself] and also support broadcast the short subject of format MPEG-4 and 3 GP format

Hint: Need to insert "saving card" conduct and actions to read path before broadcasting a short subject material, square can normal broadcast

1. Broadcast: Broadcast that video frequency short subject.
2. Send out: Send out the video frequency short subject to the colorful message, blue tooth.
3. Change name: Modification current name of video frequency short subject
4. Delete: Delete current video frequency short subject choose.
5. Delete all document: Delete all video frequency short subject which have already keep.
6. Row preface: According to the name, type, time, size row preface, can also choice "have no in proper order" be random arrange.
7. Keep path: Rightness should catalogue at "Video", recognize tacitly for saving the card be a video frequency short subject to read/keep path.

7.6. Frequency modulation radio

The frequency modulation broadcasting that this cellular phone provide for you function, easy to you use a cellular phone to anywhere listen to broadcast an information at any time.

Hint: Have to function square while insert the appearance of headphones can usage.

7.7. Recording

This cellular phone recording of keep a format to have AMR, WAV respectively, AWB 3 kinds can choose a format. The Audio document which recognize tacitly to keep path for "cellular phone" clip medium.

The related constitution is shown as the following:

1. Recording: Start to be new of recording.
2. Broadcast: Broadcast a current excerpt sound.
3. Additional: Continue in currently the excerpt sound additional new of speech recording.
4. Change name: Edit current choose recording of name.
5. Delete: Delete current excerpt sound.
6. All delete: Delete all recording.
7. Constitution: Constitution recording document of keep path (saving card, cellular phone), document format (recording file of format-AMR, WAV, AWB), voice quality.
8. Send out: Send out this recording document most genuine feeling view mode, colorful message and blue tooth.

7.8. Balanced machine

Can pass the constitution balanced machine, make music broadcast the effect that the effect attain heavy bass, dance music, classical music, Gao Yin, party, pop music, rock'n'roll music.

8. Data

"Data" is keep of"cellular phone saving" and"outside place T-FLASH card" that this cellular phone provide for the customer management space, in order to download fancy of music/video frequency/picture/book etc. document, can also usage my text file keep importance document

1. Open:Open the documents, such as recording(Audio), e-book(E-book), music document(My Music), picture(Photos) and video frequency short subject(Video)..etc. clip.

*Recording(Audio):Recording recognize tacitly of document keep path;

*Open-open a document;

*Broadcast:Broadcast a current to choose of recording document;

*Send out Send out destination according to file type choice;(Scene mode, colorful message, blue tooth)

*Detail:Time of document creation and file size;

*Change name:Change document name;

*Replication document:Replication should the document go to other the data clip;

*Move:Move that file to the other data to clip;

*Delete>Delete the document choose;

*Delete all document>Delete current the data clip medium of havings sub- document;

*Row preface:According to the name, type, time, size row preface, can also choice"have no in proper order" be random arrange.

*New set up a document to clip-under the catalogue the establishment be a new of the data clip;

*Change name-change the name that the data clip;

- *Delete-delete that data to clip and among them of havings document;
- *Row preface-according to the name, type, time, size row preface, can also choice"have no in proper order" be random arrange.
- *E-book(E-book);
- *Open-open a document;
- *Reading: Open an e-book;
- *Send out Send out destination according to file type choice;(Colorful message, blue tooth)
- *Detail:Time of document creation and file size;
- *Change name:Change document name;
- *Replication document:Replication should the document go to other the data clip;
- *Move:Move that file to the other data to clip;
- *Delete>Delete the document choose;
- *Delete all document>Delete current the data clip medium of havings sub- document;
- *Row preface:According to the name, type, time, size row preface, can also choice"have no in proper order" be random arrange.
- *New set up a document to clip-under the catalogue the establishment be a new of the data clip;
- *Change name-change the name that the data clip;
- *Delete-delete that data to clip and among them of havings document;
- *Row preface way-according to the name, type, time, size row preface, can also choice"have no in proper order" be random arrange.
- *Music document(My Music)Music/song document clip;

- *Open-open a document;
- *Broadcast:Broadcast current music/song document choose;
- *Send out:Send out destination according to file type choice;(Scene mode, colorful message, blue tooth)
- *Detailed data:Time of document creation and file size;
- *Change name:Change document name;
- *Replication:Replication should the document go to other the data clip;
- *Move:Move that file to the other data to clip;
- *Delete:Delete the document choose;
- *Delete all:Delete current the data clip medium of havings sub- document;
- *Row preface:According to the name, type, time, size row preface, can also choice"have no in proper order" be random arrange.
- *New set up a document to clip-under the catalogue the establishment be a new of the data clip;
- *Change name-change the name that the data clip;
- *Delete-delete that data to clip and among them of havings document;
- *Row preface-according to the name, type, time, size row preface, can also choice"have no in proper order" be random arrange.
- *Picture(Photos)The photograph document clip;
- *Open-open a document;
- *Look into:Look into that document;
- *Turn hair:Send out destination according to file type choice;(Wallpaper, screen saver, open/shut down animation, telephone directory,

colorful message, blue tooth)

*Detailed data:Time of document creation and file size;

*Change name:Change document name;

*Replication:Replication should the document go to other the data clip;

*Move:Move that file to the other data to clip;

*Delete:Delete the document choose;

*Delete all document:Delete current the data clip medium of havings sub- document;

*Row preface way:According to the name, type, time, size row preface, can also choice"have no in proper order" be random arrange.

*New set up a document to clip-under the catalogue the establishment be a new of the data clip;

*Change name-change the name that the data clip;

*Delete-delete that data to clip and among them of havings document;

*Row preface way-according to the name, type, time, size row preface, can also choice"have no in proper order" be random arrange.

*Video frequency short subject(Video)The video frequency/document clip;

*Open-open a document;

*Broadcast:Broadcast a current video frequency document choose;

*Turn hair:Send out destination according to file type choice;(Telephone directory, screen saver, switch on/shut down animation, colorful message, blue tooth)

*Detailed data:Time of document creation and file size;

*Change name:Change document name;

*Replication:Replication should the document go to other the data clip;

*Move:Move that file to the other data to clip;

*Delete:Delete the document choose;

*Delete all document:Delete current the data clip medium of havings sub- document;

*Row preface way:According to the name, type, time, size row preface, can also choice"have no in proper order" be random arrange.

*New set up a document to clip-under the catalogue the establishment be a new of the data clip;

*Change name-change the name that the data clip;

*Delete-delete that data to clip and among them of havings document;

Row preface way-according to the name, type, time, size row preface, can also choice"have no in proper order" be random arrange.

9. Network

9.1. STK service

The SIM Tool Kit brief name is "STK".It is of each network operator provide of according to the network of the SIM card message service, its contents see each operator but difference.

9.2. WAP

This cellular phone pass a WAP browser and can register all write according to the WAP's agreement of web page, thus obtain abundant of information.(Such as:Weather forecast, news, electronics book, game, diagram belletc. every variety information.)Certainly, the demand remind what you attention BE:These information may is charge of, in the meantime browse the GPRS discharge produce by WAP

web page expenses demand another pay an operator to the network.

*Home page-the direct conjunction arrive already constitution of home page.Choice recognize tacitly home page of constitution carry on constitution in the menu"constitution → edit constitution file".Pass the web page that the menu"options → constitution become home page" will like constitution the leader page while browse WAP web page.

*Book label-pass book label can the direct conjunction arrive already constitution good book label web page.Pass into "options" menu, constitution book label (go to, edit, delete, join new book label, constitution become home page)

*Web page history record-record recent interview lead of web page, in order to in direct from last time terminate of the position continue to browse.

*Have already saved a web page-the record have been already keep of web page.

*Please importation Web address-pass direct importation Web address of way, conjunction arrive a certain WAP web page.

*The service accept a box-the information of WAP PUSH for receive.

*Constitution-constitution the related parameter of the WAP browser.

9.3. Data account

Carry on a constitution to the GPRS numbered account data, cellular phone factory already inside place the numbered account information row form of some service supplier.If the numbered account information of your service supplier is in should the row form, direct selection then;Otherwise please the information which provide according to your service supplier to add a numbered account information in the row form, and it activate in the menu lieutenant general of"choice constitution file" of WAP browser, then can make WAP browser and colorful message function normal work.

10. Management machine

10.1. Alarm clock

This cellular phone provide a customer a constitution 5 sets to make bell and the parameter's constitution as follows show:

1. Open/close:Whether the choice be this alarm clock function.
2. Time:Make a bell start time.
3. Repeated alarm clock:Once/everyday/workday.
4. Bell constitution:Constitution ring make of bell ring.
5. Love to sleep time:Constitution cellular phone alarm clock again the partition of the bell time value.
6. Bell way:Vibration, bell, vibration and bell.

10.2. The king of the speech

After opening that function, can importation speech fast the function that usage need.

*At lord interface importation voice the instruction get into menu.

At lord the interface be long press"OK" the key hear "Du" of an empress read a menu name to can get into a rightness should of function.

*Want the lord interface importation telephone thin personal name stir number

Read a telephone after the lord interface is long press"OK" key hear "Du" of a thin medium have already had connection personal name to call to can carry on stiring number.

*Speech point in music player song.

Read a the song name in the song detailed list to carry on point to broadcast song after music player interface ascend grow

press "OK" key to hear "Du" of a .

*The information consignee of the speech choice.

Read a telephone after "choice send out number" interface ascend grow press "OK" key hear "Du" of an after writing completion a message thin medium have already had connection personal name to call choice consignee number.

10.3. Calendar

1. Agenda: Join the date, time, item remarks of importance affair and make bell to have search.

2. Add an item: Add an agenda item.

3. Jump to appointed date: Look into the calendar information which choose appointed date.

4. Examine by week: Calendar interface with week manifestation, you can look into every week of agenda arrangement circumstance.

5. Lunar calendar: After opening "lunar calendar", in the calendar lieutenant general would the manifestation each date rightness should of lunar calendar information.

10.4. Memo

*Add: While adding agenda, customer demand first choice category, have respectively other, meeting, course, appointment, telephone, anniversary, dissimilarity of the category use respectively dissimilarity of diagram mark mark, with convenience you distinction, choice good category juniors go into agenda edit interface, demand edit the following contents:

*Date: The date that the affairs need to be remind, pass to click conjecture keyboard importation date that need to be establish;

*Time: Time that the affairs need to be remind, pass to click a conjecture keyboard importation to carry on remind time of constitution;

*Remarks:The description of affairs is edit window way importation contents;

*Alarm clock:Dozen on and off shut an alarm clock to remind, would have a hint after opening an alarm clock, close would not have already remind;

*Way:Agenda repeated of way, once, everyday, workday, every week, every month;

*Location:Edit a location contents;

*Have the initiative class:The constitution has the initiative class and have medium, Gao, low, same day, same time under of agenda, have the initiative class Gao of show at

*Look into:Browse the contents which choose agenda each item;

*Add:Join a new agenda item;

*Edit:Edit the agenda choose each item contents;

*Delete>Delete the agenda item choose;

*All delete>Delete all of agenda item;

*Send out a calendar;

*Pass a message:Send out the agenda to the others through a message;

*Pass a colorful message:Send out the agenda to the others through a colorful message;

*Pass a blue tooth:Send out the agenda to the others through a blue tooth;

*ave a document Save the agenda to my text file.

10.5. Calculator

The performance is basic of operation, the operation method please pay respects to software.

10.6. Stop-watch

Realization Gao when the accuracy account, have general stop-watch with face to stop-watch two more operation mode

10.7. Blue tooth

This cellular phone take blue tooth function, this function can make cellular phone support don't need hold equip service, the headphones equip service, string line port service, stir a number network service, the object deliver service, video long range control service.

Before the usage blue tooth function, beard first the constitution its function parameter, detail as follows;

*Activate a blue tooth.

*The search doesn't need to hold to equip.

*My equip;

*Allied machine.

*Equip name?-Can constitution origin machine the blue tooth equip of name.

*Delete-delete choose equip.

*Delete all-delete all equip.

*Service record-look into a blue tooth a service record.

*Search blue tooth equip-search new of blue tooth equip.

*It equip in the allied machine:Look into already with the blue tooth equipments of this machine coupling;If want the cancel allied machine, choice"break to open conjunction" then.

*Constitution;

*This machine can drive search-whether allow this machine to equip quilt other equip search arrive.

*This machine equip name-constitution origin machine equip name.

*Attestation need-after opening this function, the search equip have to importation form couples a password. (Hint:Two conjunction equip an importation same of the character list be a password.)

*Constitution voice path-stay in hand machine or turn to don't need to hold equip.

*My blue tooth:Look into name, address and support that the this machine blue tooth equip service.

11. Constitution

11.1. Scene mode

This cellular phone at factory of recognize tacitly mode is general mode, customer can basis demand from settle is other mode, and ability constitution various mode of related parameter.

11.1.1. General mode

The related constitution as follows show.

1. Bell ring constitution:The constitution SIM card 1/SIM card 2 telephone, alarm clock, switch on, shut down, the SIM card 1/SIM card the rightness of 2 news, key voice should bell ring.

2. Volume:The volume constitution of bell voice and key sound.

3. Bell way: Bell empress the bell, vibration, vibration and bell, vibration four kinds of mode.

4. Bell ring type: 1, continuous, gradually strong.

5. Hint sound: Open or close warning sound, mistake, network conjunction sound, converse conjunction four kinds of hint sound.
6. Connect to listen to a way: The constitution cellular phone telephone of should answer a way for press in addition to hang machine key with 'cancel' function key of arbitrarily the key can connect to listen to a telephone.

11.1.2 Meeting mode

Can is a meeting mode the scene mode's constitution in the meeting.

11.1.3 Outdoor mode

Can scene mode's constitution is outdoor mode.

11.1.4 Indoor mode

Can is an indoor mode the scene mode's constitution.

11.1.5 Headphones mode

While inserting headphones, cellular phone would the auto get into headphones mode.

11.1.6 Blue tooth mode

When cellular phone with other blue tooth equipments (like blue tooth headphones, blue tooth cellular phone; Or take to have a blue tooth proper go together with the other electronics equipments of machine such as: Printer, computer, facsimile machine...etc..) Carry on match and establishment good conjunction after, the cellular phone get into auto to blue tooth mode.

11.2 Cellular phone constitution

11.2.1 Time and date

*Constitution city; Pick a date in time an information a rightness should of time zone city.

*Time/date constitution;

*Time:<HH:MM>, namely:<Hour:Cent>;

*Date:<YYYY/MMDD>, namely:<Year/month/day>;

*Format constitution;

*Time format constitution:is divided into 12 hours system two kinds of mode with 24 hours system;

*Date format constitution:There is variety choice mode.

11.2.2 Time- switch machine

Constitution cellular phone according to constitution of time auto open/shut down.

11.2.3 Language

Cellular phone interface the language kind, English and simplified Chinese character of the language, the system recognize tacitly for"simplified Chinese character".

11.2.4 Prepare to establish an input method

The input method constitution of cellular phone, there is intelligence pronounce, brush stroke impotation, capital letter letter of alphabet, small letter letter of alphabet, numeral impotation etc. be five kinds of impotation by oneself choice.

11.2.5 Manifestation constitution

*Topic chemical element-the constitution need the background pattern of machine screen.

*Switch on animation-the constitution switch on animation.

*Shut down animation-the constitution shut down animation.

? Manifestation date time-the constitution need a machine screen whether manifestation date and time.

11.2.6. Auto time of renewal

Constitution auto renewal time for open, close.

11.2.7. Flights mode

Get into this menu manifestation need machine mode.Can choice between the normal mode and fly mode.

11.3. Handwritten importation constitution

1. Handwritten constitution:The constitution handwritten speed color with handwritten pen.

2. Touch to hold a school quasi-When you feel that touch to hold an in hand machine touch hold up the operation of reaction not precision, then can pass to touch to hold a school quasi- to adjust touch to hold of precision.Use to touch to hold a pen to click diagram a mark center according to the hint. After having to be accurate to click 3 times, the screen touch a manifestation to hold a school quasi-successful of hint

11.4. Light

Can constitution carry light on constitution's back light bright time.

11.5. Synchronous with backup

The PC synchronous data function of this cellular phone support, can with PC synchronous telephone directory, message etc. data.The in hand machine switch on appearance bottom, use random present of USB cable cellular phone of the USB connect a conjunction to the computer, and the in hand machine carry choice"the sequence connect".Install good after driving procedure, PC then with cellular phone synchronous telephone directory, message etc. data.(Should function demand install the appropriation drive and the company drive

the gearing to protect existence inside the T card to be called "PC synchronous drive tool" to ask a customer to according to gearing usage elucidation install for the customer)

11.6. The data connect

11.7. Enclosure constitution

Can constitution balanced machine change music broadcast effect

11.8. Allocation constitution

11.8.1. Network choice

Constitution auto(suggestion) or move for the cellular phone selection network. Choice auto way, the cellular phone will have the initiative a selection according to the network of SIM card place. Choice move a way, then need to be choose and the network register by SIM card operator homology of network, cellular phone square normal usage.

11.8.2. Have the initiative a network

The choice have the initiative usage of network operator, recognize tacitly appearance bottom is current the place network of SIM card.

*Join from the detailed list:Manifestation all PLMN detailed list.

*Add:Add the priority of network usage.

*Change to have the initiative a network:Have the initiative of constitution network Class.

* Delete>Delete current usage of have the initiative a network.

11.8.3. Account number data

Carry on a constitution to the GPRS numbered account data, cellular phone factory already inside place the numbered account information

row form of some service supplier.If the numbered account information of your service supplier is in should the row fom, direct selection then;Otherwise please the information which provide according to your service supplier to add a numbered account information in the row form, and it activate in the menu lieutenant general of"choice constitution file" of WAP browser, then can make WAP browser and colorful message function normal work.

11.9. Safety constitution

1. SIM lock

It's function's turn to can keep SIM card from throw lose is BE illegal usage by the others behind.

While switching on with this SIM card after opening that function, meeting hint importation SIM card password, only importation exactitude of password then can usage this card.When continuous three importation mistake password, this SIM card will be live by the lock, need importation correspond of PUK code then can solution lock.Originality password and PUK code of SIM card are all provide by network operator.

2. Telephone lock

Move to lock words machine.If the cellular phone is after lose should the function will forbid ten get usage your cellular phone.Prepare to establish a password:1122.

3. Keyboard lock

The keyboard lock can prevent^ofrom mistake operation while need the machine appearance.

4. Fix to stir number

When this function open, only can stir a dozen fix stir the telephone number in the number or only can stir dozen with detailed list of several

some piece word the telephone number of the beginning. (See the SIM card hasn't provided this function)

5. Forbid to stir number

When this function open, cellular phone won't the ability stir a dozen current forbid to stir the number number row form to win election settle of telephone number. (See the SIM card hasn't provided this function)

6. Modification password

Get into this menu, can change SIM card one PIN, PIN2 password.

11.10. Instauration factory constitution

The constitution can be all the cellular phone value heavy establish for factory standard constitution value. Prepare to establish a password:1122.

12. Password protection

Cellular phone and SIM card contain variety password, constitution these passwords in order to prevent cellular phone and SIM card rob to use. When cellular phone hint importation password, key-in exactitude password empress press "assurance" software function key; if importation mistake, first please according to the software function key of "clearance" delete mistake importation, again importation exactitude of password.

12.1. PIN code

Personal identification code that the PIN code is provided with the SIM card by the network operator, should protection password's using for the cellular phone which prevent from you be been illegal by the others to appropriate. While switch on if request importation PIN code, only importation exactitude of PIN code then can normal usage. The PIN code can constitute to from 4 numeral with 8 ~ and the customer

can change by oneself.

12.2. PUK code

The PUK code is a PIN solution lock the code be also provide by network operator. Continuous three importation mistake of after the PIN code, demand use PUK code a solution lock. The PUK code can constitute to^ofrom 4 numeral with 8 ~ .

12.3. PIN2 code

The PIN2 code used for a protection SIM card of legal usage. Some particular function provided in the operation SIM card (such as: Pay a manifestation, fix stir number etc. .) Hour, cellular phone will hint you importation PIN2 code. If your SIM card support be these functions, and importation exactitude of PIN2 code, then can usage these function.

12.4. PUK2 code

The PUK2 code is provide by the network operator. If continuous three importation mistake of after the PIN2 code, demand use PUK2 code a solution lock.

12.5. Target a password

When the usage be converse restriction function, importation 4 numeral of target a password. Network operator would at your application this network function provide that password.

12.6. Words machine password

Prevent^ofrom the safety password that the cellular phone be appropriate by the others. Factory originality password is: 1122.

13. The writing edit

13.1. Handwritten importation

The adoption writing of "handwritten importation" identify of forerunner technique, make you conveniently whole hold importation Chinese, English and numeral information. In any demand edit under the literalness appearance, all can direct by hand write a way importation. Importation writing previous, first essentials constitution importation literalness type, point press screen in of "put together", "ABC", "abc" or "123" cut over a writing type. The cursor designation is current of importation position. Use to touch to hold one in hand write inside area importation writing, deadlock empers a short moment screen will auto manifestation writing after identify, and at candidate for election word area manifestation have choose a writing.

The in hand machine imitate the dissimilarity in the keyboard of the sign have dissimilarity of function: ?Adjust to imitate a keyboard; ?Conceal to imitate a keyboard; » Cut over writing importation and sign an importation; At cursor importation blank space; ? Before deleting cursor of character list; Make cursor carriage return.

13.2. The input method cut over

In the writing edit under the appearance, can pass the following method at all of input method cut over mutually.

Get into "options" menu, the form win election to choose the input method needed from the input method row.

14. Cellular phone technical term

14.1. Basic technical term

The following vocabulary Jian3 Shu4, can help your comprehension origin main technique vocabulary within manual and abbreviation, so that you more easily control a cellular phone of each item function.

*The operator of the network

Network operator is China move or this type of company in China Unicom.

*Service supplier

Service supplier namely the contents provide a company, is actual provide to your service item of company's house, they want to rely on the network operator's outlet to provide service to you. Have currently a lot of so of company, you can pass number to come to search(perhaps consultation 10086), can also pass a net top service to carry on consultation.

*GPRS(integration pack wireless service)

1 the non- words sound additional service newly, can through a cell phone network send out with receive an information. The GPRS can insure cellular phone and calculator a customer at any time anywhere conjunction arrive Internet, this technique lay the foundations in world move correspondence system(GSM) electric circuit to cut over a cell phone conjunction and message service(SMS).

*GSM(world activity correspondence system)

International standard of activity correspondence system, assurance dissimilarity of network operator can mutual and permit

*SIM card(the customer identify card)

Have chip inside card, used for memory operation cellular phone an information(network, memory information and customer's personal data etc.) for need.

*In many ways converse

Provide a cellular phone the customer with many the person carry on in the meantime converse of telephone meeting function.

*Speech mailbox

The calculator turn a telephone speech service and be can't or inconvenience connect to listen to telephone the cellular phone transfer auto to speech mailbox.

*Travel extensively

At native service area outside of other region usage cellular phone.

14.2. Suo slightly language and its explanation

SMS	Short Message Service
MMS	Multimedia Message service
EMS	Enhanced Message Service
SIM	Subscriber Identity Module
GSM	Global System for Mobile Communication
PIN	Personal Identity Number
PUK	PIN Unblocking Key
IMEI	International Mobile Equipment Identity
CB	Cell Broadcast
GPRS	General Packet Radio Service

15. Maintenance with maintain

This cellular phone is have good design and craft of product, should caution usage. Following suggestion help you valid usage protect to fix service.

*Keep a cellular phone dry. Rain water, moisture and various liquid may imply mineral quality, meeting decay electronics circuit. If the cellular phone be been wet by the dozen, please take out battery, need a cellular phone complete dry in the air rear can re- pack into the battery.

*While don'ting deposit in a cellular phone over the cold place, otherwise being cellular phone temperature to go up to the normal temperature, its inner part would formation dampness, avoid deformation circuit board.

*Don't deposit in a cellular phone over the hot place, the heat will shorten the life span, deformation battery of electronics equipments and

make some plastics parts transform or melt and even cause a cellular phone explosion.

*As far as possible avoid many in the dust with dirty environment usage or deposit a cellular phone, in order to prevent damage the cellular phone can dismantle to unload parts and electronics component.

*Avoid throw to put, knock, or vibration cellular phone. Gruffly treating a cellular phone would deformation inner part the structure of the circuit board and nicety.

*Please don't product, clean with the violent chemistry or strong wash away dirt to clean a cellular phone.

*Don't use a pigment daubery a cellular phone. The in order to prevent pigment jam a miscellaneous articles or objects in can dismantle unload the parts, thus influence normal operation.

*The usage sweep, the dry soft cloth sweep lens. (for example, manifestation hold, camera lens etc.)

*While replacing antenna, can usage kit of or antenna that pass through approbation. The antenna haven't yet approve, refit piece or enclosure, meeting damage cellular phone combine breach a wireless equipments of relevant provision.

*Please usage charger indoors.

*Before sending your cellular phone to the authorization to maintain organization to carry on maintain please for the data (such as address book and calendar have forget) which need to be reserve creation backup.

The all above-mentioned suggestion equal ground is cellular phone, battery, charger and each accessories which be applicable to you. If any equipments can't be normal operation, please arrive nearby of authorization maintain organization to carry on maintain.

*Bag system. Relevant more information, please toward the car or any additional install of manufactory or business agent of the equipments consultation

*Can let profession the personnel maintain a cellular phone, or install it on the car. Mistake of install or maintain is dangerous of, may also make the cellular phone protect to fix expiration. Periodical check car in of having cellular phone equipments whether install or operation normal.

*Don't put cellular phone and its parts or accessories with the easy Ran liquid, air or the explosive substance article in same cargo bay keep or conveyance.

*For have the car of air bag, slice to record air sac inflation would creation very big of pressure. Please not object, include fix of or can move of wireless equipments, install at air sac above or air sac inflation may take up of place. If the car carry a wireless equipments to install not appropriate, at air sac inflation may result in severity of injury.

*The place probably caused an explosion

At any place which probably cause an explosion, please a close cellular phone, and obey all writing and sketch of designation. Usually include the following circumstance:

1. Suggestion close the place of the car engine.
2. Please in close cellular phone inside the gas station.
3. Please obey in the bunker, chemical engineering factory or the place restriction carrying on explosion homework usage wireless equipments of provision.
4. Have latent explosion dangerous region to usually (but not and always) have to clearly mark. Include: The ship deck underneath, chemistry product conveyance or save to protect facilities and take liquefied petroleum gas (propane or butane) as motive of have in the car, air chemistry material or the region of particle (like grain, dust or metals powder).

*Urgent call

The importance beard know. Similar to the other cellular phone, this radio signal, wireless of the cellular phone usage and ground network and customer programmable function operation. Owing to this, can't assurance under all circumstances and all the ability connect. Therefore shouldn't only dependence any cellular phone realization importance correspondence, such as medical treatment rescue.

Most of the network allow a customer to stir an urgent telephone under the sistuation that don't insert SIM card.

Stir to make urgent telephone call:

1. If the cellular phone switched on, please switch on first Whether check signal is enough and strong or not.
2. Importation your place nation or the authorities in the region urgent telephone number. (For example 110 or other authorities urgent number), dissimilarity nation or the region may have dissimilarity of urgent telephone number.
3. Press to stir number key. If usage some function (such as restriction converse etc.) stir dozen urgent telephone front should first close these function. Please read this document and the wireless of the region carefully service operator.

Remember to as far as possible and accurately provide while stiring to make urgent telephone call all necessity of information. At the trouble the spot, the cellular phone may be an unique of correspondence tool, don't at will hang up converse.

16. Familiar break down diagnosis and expel

In the operation cellular phone the process if meet some break down, first please read following and related introduction. If still can't work^oout a problem, please cellular phone instauration factory constitution, even with sale company or service the company make contact.

Break down phenomenon	Possibility reason
-----------------------	--------------------

Can't be normal to switch on	1,	Battery electricity quantity exhaustion;(Please refresh)
The battery can't be normal to refresh	2,	The battery place a mistake;(Please re- place)
Can't read SIM card	a)	Battery already excessiveness turn on electricity, demand and charger conjunction a period of time empress then can refresh;
The reception is bad	b)	The scope inconformity that electric voltage and charger mark;
Can't stir to make a phone call	c)	Usage not the charger of the standard;(Please the charger of usage and this machine kit)
Can't conjunction network	d)	Battery drive damage or battery function already expiration;(Please replace new battery)
Can't get into a certain service menu	1,	The SIM card metals noodles has filth;(Please wipe to sweep SIM card with the clean cloth)
Can see a parts of wallpaper	2,	The SIM card place a mistake;(Please re- install SIM card)
The video world document can't open	3,	SIM card already damage;(Please replace SIM card)
The touch hold a fixed position not accurate	a)	The check manifestation hold top of signal strength designation marking, the space of this sign number mean signal for the full space strong, two space the following mean signal weak;